

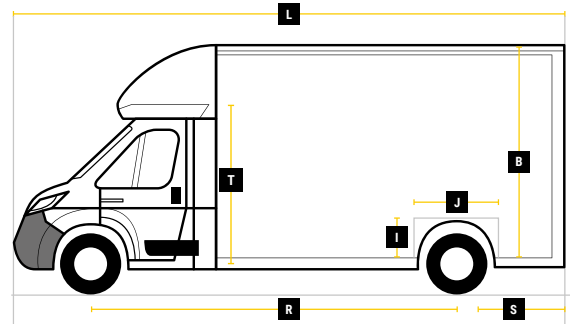
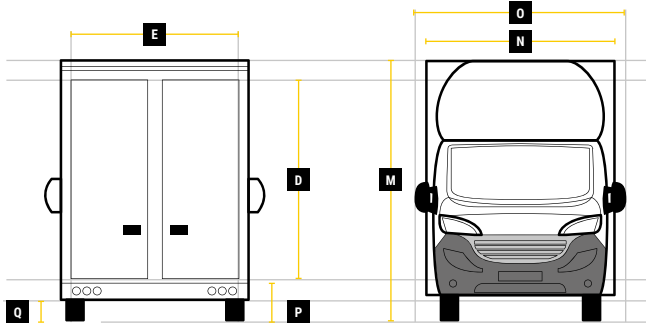
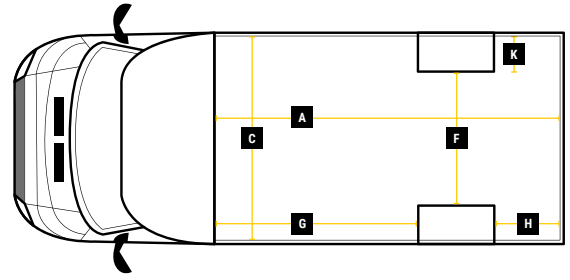
MaxiMover®

FIAT QUBE®

DIMENSIONS

ECOMAX

L 3.5M H 2.3M W 2.1M



**MAX PAYLOAD
UP TO 1540KG**



**MAX VOLUME
UP TO 17M³**



**GVW
3500KG**

Internal Cargo Dimensions

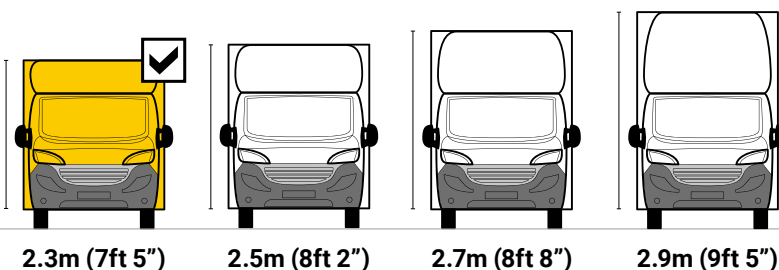
A	Load Length	3500mm
B	Load Height	2300mm
C	Load Width	2100mm
D	Height through rear doors	2105mm
E	Width through rear doors	1935mm
F	Between Wheel Arches	1390mm
G	Bulk Head to Wheel Arches	1900mm
H	Wheel Arch to Rear Frame	750mm
I	Wheel Arch Height	310mm
J	Wheel Arch Length	870mm

Exterior Dimensions

K	Wheel Arch Width	355mm
L	Total Length	6020mm
M	Total Height	2865mm
N	Total Width Excluding Mirrors	2140mm
O	Total Width Including Mirrors	2490mm
P	Loading Height [Std Susp]	550mm
Q	Ground Clearance	320mm
R	Wheel Base	3870mm
S	Rear Overhang	765mm
T	Cab Height	1750mm

All calculations are dependent upon the final build specification. Payload includes 1/4 tank of fuel without driver. Dimensions and specifications are based on rear barn door configuration. Terms & conditions apply.

INTERNAL CARGO ROOF HEIGHT OPTIONS



INTERNAL CARGO WIDTH OPTIONS

